

COLONIAL INSURED MUNICIPAL FUND
Form N-Q
April 28, 2006

**UNITED STATES
SECURITIES AND EXCHANGE COMMISSION
Washington, D.C. 20549**

OMB APPROVAL
OMB Number: 3235-0578
Expires: February 28, 2006
Estimated average burden hours per
response.....20.00

FORM N-Q

**QUARTERLY SCHEDULE OF PORTFOLIO HOLDINGS OF REGISTERED
MANAGEMENT INVESTMENT COMPANY**

Investment Company Act file number 811-9533

Colonial Insured Municipal Fund
(Exact name of registrant as specified in charter)

One Financial Center, Boston, Massachusetts
(Address of principal executive offices)

02111
(Zip code)

James R. Bordewick, Jr., Esq.

Columbia Management Advisors, LLC

One Financial Center

Boston, MA 02111
(Name and address of agent for service)

Registrant's telephone number, including area code: 1-617-426-3750

Date of fiscal year end: 11/30/06

Date of reporting period: 2/28/06

Item 1. Schedule of Investments.

INVESTMENT PORTFOLIO

February 28, 2006 (Unaudited)

Colonial Insured Municipal Fund

		Par (\$)	Value (\$)*
Municipal Bonds	155.0%		

EDUCATION 5.8%

Education 2.4%



Edgar Filing: COLONIAL INSURED MUNICIPAL FUND - Form N-Q

AR University Revenue

	Construction UAMS Campus, Series 2004 B, Insured: MBIA 5.000% 11/01/28	1,475,000	1,556,671
		Education Total	1,556,671

Student Loan 3.4%

Edgar Filing: COLONIAL INSURED MUNICIPAL FUND - Form N-Q

MT Higher Education Student Assistance Corp.

Series 1999 B, AMT,		
6.400% 12/01/32	2,000,000	2,129,300
Student Loan Total		2,129,300
EDUCATION TOTAL		3,685,971

HEALTH CARE 10.1%

Continuing Care Retirement 1.8%




Edgar Filing: COLONIAL INSURED MUNICIPAL FUND - Form N-Q

NY Dormitory Authority			
	Miriam Osborn Memorial Home, Series 2000 B, Insured: ACA		
	6.875% 07/01/19	500,000	561,955
NY Suffolk County Industrial Development Agency			
	Jefferson Ferry, Series 1999 A, 7.200% 11/01/19		
		550,000	592,059
		Continuing Care Retirement Total	1,154,014
Health Services	3.5%		

Edgar Filing: COLONIAL INSURED MUNICIPAL FUND - Form N-Q

WI Health & Educational Facilities Authority			
	Marshfield Clinic, Series 1999, Insured: RAD		
	6.250% 02/15/29	2,000,000	2,175,900
		Health Services Total	2,175,900

Hospitals 4.8%



Edgar Filing: COLONIAL INSURED MUNICIPAL FUND - Form N-Q

CO Health Facilities Authority			
	Parkview Medical Center, Inc., Series 2001,		
	6.600% 09/01/25	400,000	441,152
NV Henderson Healthcare Facility Revenue			
	Catholic West, Series 1999 A,		
	6.750% 07/01/20	60,000	66,410
OK Industrial Authority Revenue			
	Health Systems Obligation Group, Series A, Insured: MBIA		
	5.750% 08/15/29	1,155,000	1,234,464

Municipal Bonds (continued)	Par (\$)	Value (\$)
[Redacted content]		

HEALTH CARE (continued)

Hospitals (continued)



Edgar Filing: COLONIAL INSURED MUNICIPAL FUND - Form N-Q

WA Health Care Facilities Authority			
	Kadlec Medical Center, Series 2001, Insured: RAD		
	5.875% 12/01/21	300,000	322,653
WI State Health & Educational Facilities Authority			
	Thedacare, Inc. Series 2005, Insured: AMBAC		
	4.500% 12/15/25	1,000,000	992,170
Hospitals Total			3,056,849
HEALTH CARE TOTAL			6,386,763

HOUSING 5.3%

Assisted Living / Senior 1.1%

Edgar Filing: COLONIAL INSURED MUNICIPAL FUND - Form N-Q

DE Kent County			
	Heritage at Dover, Series 1999, AMT,		
	7.625% 01/01/30	235,000	215,293
NC Medical Care Commission			
	DePaul Community Facilities, Series 1999,		
	7.625% 11/01/29	475,000	498,769
Assisted Living / Senior Total			714,062
Multi-Family 0.8%			

Edgar Filing: COLONIAL INSURED MUNICIPAL FUND - Form N-Q

FL Broward County Housing Finance Authority			
	Chaves Lake Apartment Project,		
	Series 2000 A, AMT,		
	7.500% 07/01/40	250,000	260,042
FL Clay County Housing Finance Authority			
	Madison Commons Apartments,		
	Series 2000 A, AMT,		
	7.450% 07/01/40	245,000	247,051
Multi-Family Total			507,093
Single-Family 3.4%			

Edgar Filing: COLONIAL INSURED MUNICIPAL FUND - Form N-Q

AK Housing Finance Corp.,	Series 1999 A-1, Insured: FHA		
	6.150% 06/01/39	1,575,000	1,645,702
CA Rural Home Mortgage Finance Authority	Series 1998 A, AMT, Insurer: GNMA		
	6.350% 12/01/29	85,000	85,476

Municipal Bonds (continued)	Par (\$)	Value (\$)
[Redacted content]		

HOUSING (continued)
Single-Family (continued)



Edgar Filing: COLONIAL INSURED MUNICIPAL FUND - Form N-Q

CO Housing Finance Authority			
	Series 2000 B-2, AMT,		
	7.250% 10/01/31	80,000	82,921
OK Housing Finance Agency			
	Series 2000 C-2, AMT,		
	7.550% 09/01/28	310,000	315,062
Single-Family Total			2,129,161
HOUSING TOTAL			3,350,316


INDUSTRIALS 3.2%
Oil & Gas 3.2%



Edgar Filing: COLONIAL INSURED MUNICIPAL FUND - Form N-Q

NV Clark County Industrial Development Authority			
	Southwest Gas Corp., Series 2005 A, AMT, Insured: AMBAC		
	4.850% 10/01/35	2,000,000	2,024,400
Oil & Gas Total			2,024,400
INDUSTRIALS TOTAL			2,024,400

OTHER 6.8%
Other 3.4%



Edgar Filing: COLONIAL INSURED MUNICIPAL FUND - Form N-Q

AL Incentives Financing Authority			
	Series 1999 A,		
	Insured: AMBAC		
	6.000% 10/01/29	2,000,000	2,194,060
Other Total			2,194,060
Pool / Bond Bank	1.7%		

Edgar Filing: COLONIAL INSURED MUNICIPAL FUND - Form N-Q

UT Water Finance Agency			
	Series 2002 B,		
	Insured: AMBAC		
	5.125% 07/01/23	1,000,000	1,066,450
Pool / Bond Bank Total			1,066,450
Refunded / Escrowed(a)	1.7%		

Edgar Filing: COLONIAL INSURED MUNICIPAL FUND - Form N-Q

NV Henderson Healthcare Facility			
Revenue			
	Catholic West,		
	Series 1999 A,		
	Pre-refunded 07/01/10,		
	6.750% 07/01/20	440,000	497,662
WV Hospital Finance Authority			
	Charleston Area Medical		
	Center,		
	Series 2000 A,		
	Pre-refunded 09/01/10,		
	6.750% 09/01/30	500,000	569,330
Refunded / Escrowed Total			1,066,992
OTHER TOTAL			4,327,502

Municipal Bonds (continued)	Par (\$)	Value (\$)
[Redacted content]		

OTHER (continued)



RESOURCE RECOVERY 1.2%

Disposal 1.2%



**CA Salinas Valley Solid Waste
Authority**

	Series 2002, AMT, Insured: AMBAC		
	5.125% 08/01/22	750,000	781,822
Disposal Total			781,822
RESOURCE RECOVERY TOTAL			781,822

TAX-BACKED 59.1%
Local Appropriated 4.1%



Edgar Filing: COLONIAL INSURED MUNICIPAL FUND - Form N-Q

IL Chicago Park District			
	Series 2004 A, Insured: AMBAC		
	5.000% 01/01/25	1,000,000	1,054,310
IN Carmel Industrial School Building Corp.,			
	First Mortgage, Series 2003, Insured: MBIA		
	5.000% 07/15/22	1,000,000	1,057,460
OK Grady County Correctional Facilities			
	Series 1999, Insured: MBIA		
	6.000% 11/01/29	500,000	513,640
Local Appropriated Total			2,625,410
Local General Obligations 14.6%			

Edgar Filing: COLONIAL INSURED MUNICIPAL FUND - Form N-Q

CA Centinela Valley Union High School District			
	Series 2002 A, Insured: MBIA		
	5.250% 02/01/22	730,000	830,207
CA Empire Unified School District No. 1987-1-A			
	Series 2002, Insured: AMBAC		
	(b) 10/01/18	1,665,000	972,410
CA Morgan Hill Unified School District			
	Series 2002, Insured: FGIC		
	(b) 08/01/21	1,000,000	507,950

Municipal Bonds (continued)	Par (\$)	Value (\$)
[Redacted content]		

TAX-BACKED (continued)

Local General Obligations (continued)



CA Union Elementary School District

Edgar Filing: COLONIAL INSURED MUNICIPAL FUND - Form N-Q

	Series 1999 A, Insured: FGIC (b) 09/01/16	1,400,000	907,354
CA Vallejo City Unified School District			
	Series 2002 A, Insured: MBIA 5.900% 02/01/21	500,000	604,085
IL Chicago			
	Series A Insured: FSA 5.000% 01/01/26	1,000,000	1,057,010
IL Coles & Cumberland Counties Unified School District			
	Series 2000, Insured: FSA (b) 12/01/14	2,080,000	1,458,018
MI Detroit City School District			
	Series 2005 A, Insured: FSA 5.250% 05/01/30	1,500,000	1,720,200
OR Clackamas County School District Number 007J Lake Oswego			
	Insured: FSA 5.250% 06/01/25	1,000,000	1,147,710
Local General Obligations Total			9,204,944
Special Non - Property Tax 26.5%			


Edgar Filing: COLONIAL INSURED MUNICIPAL FUND - Form N-Q

LA Ernest N. Moria Exhibition Hall Authority	Special Tax, Series 2004, Insured: AMBAC		
	5.000% 07/15/23	2,000,000	2,097,600
MA Bay Transportation Authority Sales Tax Revenue	Series 2005 B, Insured: MBIA		
	5.500% 07/01/28	1,000,000	1,187,170
MI Trunk Line Department of Treasury	Series 2004, Insured: FSA		
	5.250% 11/01/21	1,000,000	1,140,700
NJ Economic Development Authority	Motor Vehicle Revenue, Series 2004 A, Insured: MBIA		
	5.250% 07/01/26(c)	2,000,000	2,291,160
NM County of Bernalillo	Gross Receipts, Series 2005, Insured: AMBAC		
	5.250% 10/01/26	2,000,000	2,287,460

Municipal Bonds (continued)	Par (\$)	Value (\$)
[Redacted content]		

TAX-BACKED (continued)

Special Non-Property Tax (continued)



Edgar Filing: COLONIAL INSURED MUNICIPAL FUND - Form N-Q

NY Urban Development Corp.			
	State Personal Income Tax, Series 2004 A-2, Insured: MBIA		
	5.500% 03/15/22	1,000,000	1,167,280
PR Commonwealth of Puerto Rico Highway & Transportation Authority			
	Series 2002 E, Insured: FSA:		
	5.500% 07/01/21	1,000,000	1,165,680
	5.500% 07/01/23	1,000,000	1,169,760
	Series 2005 L, Insured: MBIA		
	5.250% 07/01/35	1,000,000	1,170,470
PR Commonwealth of Puerto Rico Infrastructure Financing Authority			
	Insured: AMBAC		
	5.500% 07/01/23	1,500,000	1,754,640
	Series 2005 A, Insured: FGIC		
	5.500% 07/01/24	1,125,000	1,321,796
Special Non-Property Tax Total			16,753,716
Special Property Tax 4.0%			

Edgar Filing: COLONIAL INSURED MUNICIPAL FUND - Form N-Q

CA Huntington Park Public Financing Authority Revenue			
	Series 2004, Insured: FSA		
	5.250% 09/01/19	1,190,000	1,320,674
CA Pittsburg Redevelopment Agency			
	Los Medanos Project, Series 1999, Insured: AMBAC		
	(b) 08/01/26	2,500,000	1,001,350
FL Lexington Oaks Community Development District			
	Series 2000 A, 7.200% 05/01/30	185,000	191,884
Special Property Tax Total			2,513,908
State Appropriated 5.2%			

Edgar Filing: COLONIAL INSURED MUNICIPAL FUND - Form N-Q

NJ Economic Development Authority			
	School Facilities Construction, Series 2005 N-1, Insured: FGIC		
	5.500% 09/01/27	1,000,000	1,184,500
OK Capital Improvement Authority			
	Higher Education Projects, Series 2005 F, Insured: AMBAC		
	5.000% 07/01/30	1,000,000	1,059,650

Municipal Bonds (continued)	Par (\$)	Value (\$)
[Redacted content]		

TAX-BACKED (continued)

State Appropriated (continued)



Edgar Filing: COLONIAL INSURED MUNICIPAL FUND - Form N-Q

**PA Commonwealth Financing Authority
Revenue**

	Series 2005 A, Insured: MBIA		
	5.000% 06/01/25	1,000,000	1,065,520
State Appropriated Total			3,309,670
State General Obligations	4.7%		

Edgar Filing: COLONIAL INSURED MUNICIPAL FUND - Form N-Q

CA State			
	Series 2002,		
	Insured: AMBAC		
	6.000% 04/01/16	500,000	587,340
MA			
	Series 2004 C,		
	Insured: AMBAC		
	5.500% 12/01/24	2,000,000	2,358,040
State General Obligations Total			2,945,380
TAX-BACKED TOTAL			37,353,028

TRANSPORTATION 34.4%

Air Transportation 6.8%



Edgar Filing: COLONIAL INSURED MUNICIPAL FUND - Form N-Q

FL Miami-Dade County Industrial Development Authority			
	Airis Miami II, LLC, Series 1999 A, AMT, Insured: AMBAC		
	6.000% 10/15/25	1,000,000	1,082,270
MA Port Authority			
	US Airways, Inc., Series 1999, AMT, Insured: MBIA		
	6.000% 09/01/21	2,500,000	2,612,850
MN Minneapolis & St. Paul Metropolitan Airports Commission			
	Northwest Airlines, Inc., Series 2001 A, AMT,		
	7.000% 04/01/25(d)	250,000	168,992
NC Charlotte Douglas International Airport			
	US Airways, Inc.,: Series 1998, AMT,		
	5.600% 07/01/27	200,000	159,888
	Series 2000, AMT, 7.750% 02/01/28	250,000	252,225
Air Transportation Total			4,276,225
Airports 12.0%			

**DC Metropolitan Washington Airports
Authority**

	Series 2003 A, AMT, Insured: FGIC		
	5.500% 10/01/19	1,000,000	1,086,430

Municipal Bonds (continued)	Par (\$)	Value (\$)
[Redacted content]		

TRANSPORTATION (continued)

Airports (continued)



Edgar Filing: COLONIAL INSURED MUNICIPAL FUND - Form N-Q

IN Indianapolis Local Public Improvement Bond Bank			
	Airport Authority Project, Series 2005 B, AMT, Insured: MBIA		
	5.250% 01/01/29	1,000,000	1,054,160
MO St. Louis Airport Revenue			
	Lambert-St. Louis International Airport, Series 2005, Insured: MBIA		
	5.500% 07/01/27	1,000,000	1,177,290
NY Niagara Frontier Transportation Authority			
	Series 1999 A, AMT, Insured: MBIA		
	5.625% 04/01/29	1,000,000	1,058,320
TN Memphis-Shelby County Airport Authority			
	Series 1999 D, AMT, Insured: AMBAC		
	6.000% 03/01/24	3,000,000	3,236,520
Airports Total			7,612,720

Ports 3.1%

**TX Harris County Port of Houston
Authority**

	Series 2005 B, Insured: MBIA		
	4.125% 10/01/23	2,000,000	1,943,800
Ports Total			1,943,800
Toll Facilities	7.9%		


Edgar Filing: COLONIAL INSURED MUNICIPAL FUND - Form N-Q

CO Northwest Parkway Public Highway Authority			
	Series 2001 D, 7.125% 06/15/41	200,000	188,332
NY Thruway Authority			
	Second General Highway & Bridge Trust Fund: Series 2005 A, Insured: MBIA		
	5.000% 04/01/24	1,000,000	1,064,570
	Series 2005 B, Insured: AMBAC		
	5.500% 04/01/20	1,000,000	1,163,880
NY Triborough Bridge & Tunnel Authority			
	Series 2002, Insured: MBIA		
	5.500% 11/15/20	1,200,000	1,400,112
PA Turnpike Commission Registration Fee Revenue			
	Series 2005 A, Insured: FSA		
	5.250% 07/15/25	1,000,000	1,146,890
Toll Facilities Total			4,963,784


Municipal Bonds (continued)

Par (\$)

Value (\$)



TRANSPORTATION (continued)
Toll Facilities (continued)



Transportation 4.6%

Edgar Filing: COLONIAL INSURED MUNICIPAL FUND - Form N-Q

IN Transportation Finance Authority Highway Revenue			
	Series 2004 A, Insured: FGIC		
	5.250% 06/01/20	1,000,000	1,088,580
NV Department of Business & Industry			
	Las Vegas Monorail Project, Series 2000,		
	7.375% 01/01/40	250,000	258,713
NY Metropolitan Transportation Authority			
	Series 2002 A, Insured: FSA		
	5.000% 11/15/30	1,500,000	1,583,310
Transportation Total			2,930,603
TRANSPORTATION TOTAL			21,727,132

UTILITIES 29.1%

Independent Power Producers 0.5%

Edgar Filing: COLONIAL INSURED MUNICIPAL FUND - Form N-Q

PR Commonwealth of Puerto Rico Industrial, Tourist, Educational, Medical & Environmental Cogeneration Facilities			
	AES Project, Series 2000, AMT, 6.625% 06/01/26	295,000	320,804
Independent Power Producers Total			320,804
Investor Owned	11.5%		

Edgar Filing: COLONIAL INSURED MUNICIPAL FUND - Form N-Q

CA Pollution Control Financing Authority			
	San Diego Gas & Electric Co.,		
	Series 1991 A, AMT,		
	6.800% 06/01/15	500,000	589,030
CO Adams County			
	Public Service Co.,		
	Series 2005 A,		
	Insured: MBIA		
	4.375% 09/01/17	1,000,000	1,019,340
HI Department of Budget & Finance			
	Hawaiian Electric Co.,		
	Series 1999 C, AMT,		
	Insured: AMBAC		
	6.200% 11/01/29	2,000,000	2,179,760
KY Boone County Pollution Control Revenue			
	Collateral Dayton Power & Light Co.		
	Series 2005 A,		
	Insured: FGIC		
	4.700% 01/01/28	1,000,000	1,014,450

Municipal Bonds (continued)	Par (\$)	Value (\$)
[Redacted content]		

UTILITIES (continued)

Investor Owned (continued)



Edgar Filing: COLONIAL INSURED MUNICIPAL FUND - Form N-Q

TX Brazos River Authority			
	Houston Industries, Inc., Series 1998 A, Insured: AMBAC		
	5.125% 05/01/19	2,100,000	2,199,897
	TXU Energy Co., LLC, Series 2003 C, AMT,		
	6.750% 10/01/38	215,000	238,338
Investor Owned Total			7,240,815
Joint Power Authority	1.7%		

Edgar Filing: COLONIAL INSURED MUNICIPAL FUND - Form N-Q

SC State Public Service Authority			
	Santee Cooper, Series 2006 A, Insured: MBIA		
	5.000% 01/01/29	1,000,000	1,060,580
Joint Power Authority Total			1,060,580
Municipal Electric 4.3%			

Edgar Filing: COLONIAL INSURED MUNICIPAL FUND - Form N-Q

CA Department of Water Resources			
	Power Supply Revenue Bonds, Series 2002 A, Insured: AMBAC		
	5.500% 05/01/14	1,000,000	1,108,810
TX Lower Colorado River Authority			
	Series 1999 A, Insured: AMBAC		
	5.500% 05/15/21	1,500,000	1,596,225
Municipal Electric Total			2,705,035
Water & Sewer 11.1%			

Edgar Filing: COLONIAL INSURED MUNICIPAL FUND - Form N-Q

AZ Water System Revenue			
	Phoenix Civic Improvement Corp.,		
	Series 2001,		
	Insured: FGIC		
	5.500% 07/01/21	1,000,000	1,166,930
FL Tallahassee Consolidated Utilities System			
	Series 2001,		
	Insured: FGIC		
	5.500% 10/01/19	1,360,000	1,575,342
TX Corpus Christi Utility System Revenue			
	Series 2005 A,		
	Insured: AMBAC		
	5.000% 07/15/22	2,000,000	2,127,700
TX Houston Utility System Revenue			
	Series 2004 A,		
	Insured: FSA		
	5.250% 05/15/20	2,000,000	2,174,900

Municipal Bonds (continued)	Par (\$)	Value (\$)
[Redacted content]		

UTILITIES (continued)

Water & Sewer (continued)



Water & Sewer Total	7,044,872
UTILITIES TOTAL	18,372,106

**Total Municipal Bonds (cost
of \$92,801,083)**

Shares

Municipal Preferred Stocks 0.8%


HOUSING 0.8%
Multi-Family 0.8%

Charter Mac Equity Issue Trust			
	AMT,		
	7.100% 06/30/09(e)	500,000	542,585
Multi-Family Total			542,585
HOUSING TOTAL			542,585

**Total Municipal Preferred
Stocks (cost of \$500,000)**

542,585

Investment Company 0.0%



Dreyfus Tax-Exempt Cash Management Fund	95	95
Total Investment Company (cost of \$95)		95

Short-Term Obligations	1.4%	Par (\$)

Edgar Filing: COLONIAL INSURED MUNICIPAL FUND - Form N-Q

VARIABLE RATE DEMAND NOTES (f) 1.4%			
IN Health Facility Financing Authority			
	Fayette Memorial Hospital Association, Inc.,		
	Series 2002 A,		
	LOC: US Bank N.A.		
	2.820% 10/01/32	100,000	100,000
KY Shelby County Lease			
	Series 2004 A,		
	LOC: U.S. Bank N.A.		
	2.780% 09/01/34	100,000	100,000
MO Chesterfield Industrial Development Authority Educational Facilities			
	Gateway Academy Inc.,		
	Series 2003,		
	LOC: US Bank NA		
	2.820% 01/01/28	100,000	100,000
MS Jackson County Pollution Control Revenue			
	Chevron Corp.,		
	Series 1993,		
	2.800% 06/01/23	200,000	200,000

Short-Term Obligations (continued)	Par (\$)	Value (\$)
[Redacted content]		

Edgar Filing: COLONIAL INSURED MUNICIPAL FUND - Form N-Q

VARIABLE RATE DEMAND NOTES (f) (continued)

SD Lawrence County Pollution Control Revenue			
	Homestake Mining Co.		
	Series 1997 B,		
	LOC: Chase Manhattan Bank		
	2.800% 07/01/32	100,000	100,000
WY Lincoln County Pollution Control Revenue			
	Exxon Mobil Corp.,		
	Series 2005		
	2.690% 11/01/14	300,000	300,000
VARIABLE RATE DEMAND NOTES TOTAL			900,000

Edgar Filing: COLONIAL INSURED MUNICIPAL FUND - Form N-Q

Total Short-Term Obligations (cost of \$900,000)		900,000
Total Investments	157.2%	
(cost of \$94,201,178)(g)(h)		99,451,720
Auction Preferred Shares Plus Cumulative Unpaid Distributions-	(59.0)%	(37,316,146)
Other Assets & Liabilities, Net	57.2%	1,109,814
Net Assets	100.0%	63,245,388
Notes to Investment Portfolio:		

Security Valuation:

Debt securities generally are valued by pricing services approved by the Fund's Board of Trustees, based upon market transactions for normal, institutional-size trading units of similar securities. The services may use various pricing techniques which take into account appropriate factors such as yield, quality, coupon rate, maturity, type of issue, trading characteristics and other data, as well as broker quotes. Debt securities for which quotations are readily available are valued at an over-the-counter or exchange bid quotation. Certain debt securities, which tend to be more thinly traded and of lesser quality, are priced based on fundamental analysis of the financial condition of the issuer and the estimated value of any collateral. Valuations developed through pricing techniques may vary from the actual amounts realized upon sale of the securities, and the potential variation may be greater for those securities valued using fundamental analysis.

Short-term debt obligations maturing within 60 days are valued at amortized cost, which approximates market value.

Investments in other investment companies are valued at net asset value.

Futures contracts are valued at the settlement price established each day by the board of trade or exchange on which they are traded.

Investments for which market quotations are not readily available, or quotations which management believes are not appropriate, are valued at fair value under procedures approved by the Board of Trustees. If a security is valued at a fair value, such value is likely to be different from the last quoted market price for the security.

- (a) The Fund has been informed that each issuer has placed direct obligations of the U.S. Government in an irrevocable trust, solely for the payment of principal and interest.
- (b) Zero coupon bond.
- (c) A portion of this security with a market value of \$2,291,160 is pledged as collateral for open futures contracts.
- (d) The issuer has filed for bankruptcy protection under Chapter 11, and is in default of certain debt covenants. Income is being accrued. At February 28, 2006, the value of these securities amounted to \$168,992, which represents 0.3% of net assets.
- (e) Security exempt from registration pursuant to Rule 144A under the Securities Act of 1933. This security may be resold in transactions exempt from registration, normally to qualified institutional buyers. At February 28, 2006, the value of this security, which is not illiquid, represents 0.8% of net assets.
- (f) Variable rate demand notes. These securities are payable upon demand and are secured by letters of credit or other credit support agreements from banks. The interest rates change periodically and the interest rates shown reflect the rates at February 28, 2006.
- (g) Cost for federal income tax purposes is \$94,138,367.
- (h) Unrealized appreciation and depreciation at February 28, 2006 based on cost of investments for federal income tax purposes was:

Unrealized Appreciation	Unrealized Depreciation	Net Unrealized Appreciation
\$ 5,447,586	\$ (134,233)	\$ 5,313,353

At February 28, 2006, the Fund held the following open short futures contracts:

Type	Contracts	Value	Aggregate Face Value	Expiration Date	Unrealized Appreciation
10 Year U.S Treasury Note	76	\$ (8,208,000)	\$ (8,244,395)	Mar-2006	\$ 36,395

Acronym

Name

Edgar Filing: COLONIAL INSURED MUNICIPAL FUND - Form N-Q

ACA	American Capital Access
AMBAC	Ambac Assurance Corp.
AMT	Alternative Minimum Tax
FGIC	Financial Guaranty Insurance Co.
FHA	Federal Housing Administration
FSA	Financial Security Assurance, Inc.
GNMA	Government National Mortgage Co.
LOC	Letter of Credit
MBIA	MBIA Insurance Corp.
RAD	Radian Asset Assurance

Item 2. Controls and Procedures.

(a) The registrant's principal executive officer and principal financial officer, based on his evaluation of the registrant's disclosure controls and procedures as of a date within 90 days of the filing of this report, has concluded that such controls and procedures are adequately designed to ensure that information required to be disclosed by the registrant in Form N-Q is accumulated and communicated to the registrant's management, including the principal executive officer and principal financial officer, or persons performing similar functions, as appropriate to allow timely decisions regarding required disclosure.

(b) There were no changes in the registrant's internal control over financial reporting that occurred during the registrant's last fiscal quarter that has materially affected, or is reasonably likely to materially affect, the registrant's internal control over financial reporting.

Item 3. Exhibits.

Certifications pursuant to Rule 30a-2(a) under the Investment Company Act of 1940 (17 CFR 270.30a-2(a)) attached hereto as Exhibit 99.CERT.

SIGNATURES

Pursuant to the requirements of the Securities Exchange Act of 1934 and the Investment Company Act of 1940, the registrant has duly caused this report to be signed on its behalf by the undersigned, thereunto duly authorized.

(registrant) Colonial Insured Municipal Fund

By (Signature and Title) /S/ Christopher L. Wilson
Christopher L. Wilson, President

Date April 26, 2006

Pursuant to the requirements of the Securities Exchange Act of 1934 and the Investment Company Act of 1940, this report has been signed below by the following persons on behalf of the registrant and in the capacities and on the dates indicated.

By (Signature and Title) /S/ Christopher L. Wilson
Christopher L. Wilson, President

Date April 26, 2006

By (Signature and Title) /S/ J. Kevin Connaughton
J. Kevin Connaughton, Treasurer

Date April 26, 2006
